

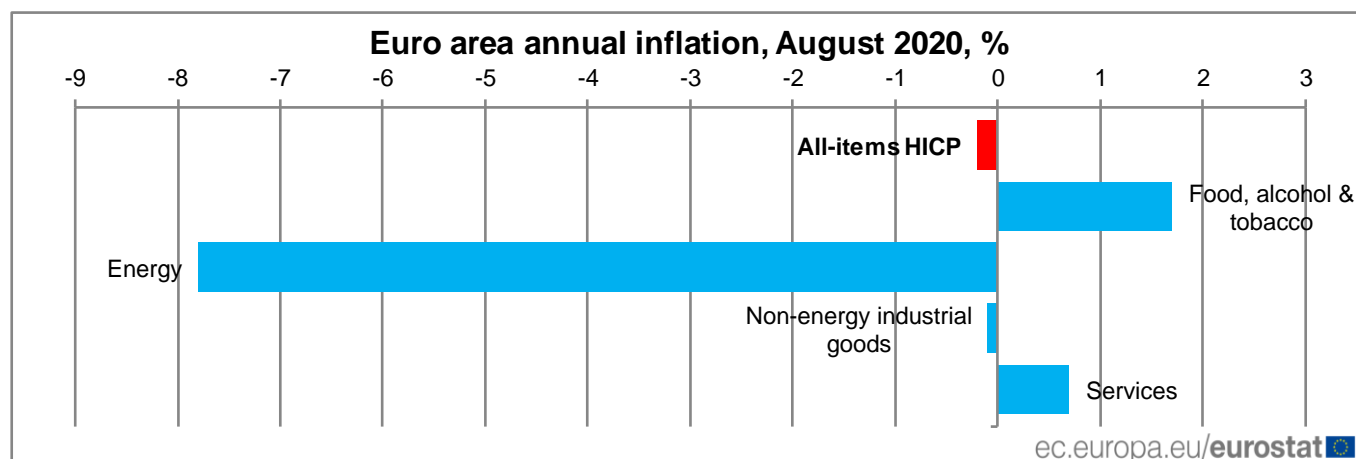
129/2020 - 1 September 2020

Flash estimate - August 2020

Euro area annual inflation down to -0.2%

In August 2020, a month in which COVID-19 containment measures continued to be lifted, **Euro area** annual inflation is expected to be -0.2%, down from 0.4% in July according to a flash estimate from **Eurostat, the statistical office of the European Union**.

Looking at the main components of euro area inflation, food, alcohol & tobacco is expected to have the highest annual rate in August (1.7%, compared with 2.0% in July), followed by services (0.7%, compared with 0.9% in July), non-energy industrial goods (-0.1%, compared with 1.6% in July) and energy (-7.8%, compared with -8.4% in July).

**Euro area annual inflation and its components, %**

	Weights (%)	Annual rate							Monthly rate
		2020	Aug 19	Mar 20	Apr 20	May 20	Jun 20	Jul 20	Aug 20
All-items HICP	1000.0	1.0	0.7	0.3	0.1	0.3	0.4	-0.2e	-0.4e
All-items excluding:									
> energy	901.5	1.2	1.3	1.4	1.4	1.3	1.4	0.7e	-0.4e
> energy, unprocessed food	857.1	1.1	1.2	1.1	1.2	1.1	1.3	0.6e	-0.4e
> energy, food, alcohol & tobacco	710.8	0.9	1.0	0.9	0.9	0.8	1.2	0.4e	-0.5e
Food, alcohol & tobacco	190.7	2.1	2.4	3.6	3.4	3.2	2.0	1.7e	-0.1e
> processed food, alcohol & tobacco	146.3	1.9	2.1	2.3	2.4	2.3	1.6	1.6e	0.0e
> unprocessed food	44.5	2.5	3.6	7.6	6.7	6.0	3.1	2.3e	-0.4e
Energy	98.5	-0.6	-4.5	-9.7	-11.9	-9.3	-8.4	-7.8e	0.0e
Non-energy industrial goods	262.1	0.3	0.5	0.3	0.2	0.2	1.6	-0.1e	-1.6e
Services	448.7	1.3	1.3	1.2	1.3	1.2	0.9	0.7e	0.0e

e estimate

Inflation rates (%) measured by the HICP

	Annual rate							Monthly rate
	Aug 19	Mar 20	Apr 20	May 20	Jun 20	Jul 20	Aug 20	Aug 20
Belgium	0.9	0.4	0.0	-0.2	0.2	1.7	-0.9e	-1.5e
Germany	1.0	1.3	0.8	0.5	0.8	0.0	-0.1e	-0.2e
Estonia	2.1	1.0	-0.9	-1.8	-1.6	-1.3	-1.2e	0.7e
Ireland	0.6	0.5	-0.3	-0.8	-0.6	-0.6	-1.2e	-0.2e
Greece	0.1	0.2	-0.9	-0.7	-1.9	-2.1	-2.1e	-0.6e
Spain	0.4	0.1	-0.7	-0.9	-0.3	-0.7	-0.6e	0.0e
France	1.3	0.8	0.4	0.4	0.2	0.9	0.2e	-0.1e
Italy	0.5	0.1	0.1	-0.3	-0.4	0.8	-0.5e	-1.3e
Cyprus	0.6	0.1	-1.2	-1.4	-2.2	-2.0	-2.9e	0.7e
Latvia	3.1	1.4	-0.1	-0.9	-1.1	0.1	-0.5e	-0.4e
Lithuania	2.5	1.7	0.9	0.2	0.9	0.9	1.2e	-0.2e
Luxembourg	1.4	0.3	-0.8	-1.6	-0.4	0.1	-0.2e	0.9e
Malta	1.9	1.2	1.1	0.9	1.0	0.7	0.6e	0.7e
Netherlands	3.1	1.1	1.0	1.1	1.7	1.6	0.3e	-0.7e
Austria	1.5	1.6	1.5	0.6	1.1	1.8	:	:
Portugal	-0.1	0.1	-0.1	-0.6	0.2	-0.1	-0.2e	-0.2e
Slovenia	2.4	0.7	-1.3	-1.4	-0.8	-0.3	-0.7e	0.0e
Slovakia	3.0	2.4	2.1	2.1	1.8	1.8	1.5e	-0.1e
Finland	1.2	0.9	-0.3	-0.1	0.1	0.7	0.3e	0.0e

e estimate : not available Source dataset: [prc_hicp_manr](#)

Geographical information

The **euro area** consists of Belgium, Germany, Estonia, Ireland, Greece, Spain, France, Italy, Cyprus, Latvia, Lithuania, Luxembourg, Malta, the Netherlands, Austria, Portugal, Slovenia, Slovakia and Finland.

The euro area data refer to the country composition at a specific point in time. Changes in the composition of the euro area are incorporated using a chain index formula.

Methods and definitions

Annual inflation is the change of the price level between the current month and the same month of the previous year. **Monthly inflation** is the change of the price level between the current month and the previous month.

Data collection for HICP has been affected by the COVID-19 crisis in all euro area countries. Eurostat and the Member States' national statistical institutes have agreed a set of procedures to estimate prices that could not be collected due to mobility restrictions or closures of outlets. All information about these procedures is available on the [Eurostat website section on inflation](#).

The annual inflation rate for August is impacted by sales periods falling in August instead of July in a number of countries.

Revisions and timetable

The euro area inflation flash estimate is issued at the end of each reference month.

The complete set of harmonised indices of consumer prices (HICP) for the euro area, EU and Member States is released around the middle of the month following the reference month. The next release with full data for August 2020 is scheduled for 17 September 2020.

For more information

Eurostat [website section](#) on inflation

Eurostat [database section](#) on inflation

Eurostat [Statistics Explained article](#) on inflation in the euro area

Eurostat [metadata](#) on inflation

Eurostat €-indicators [release calendar](#)

European Statistics [Code of Practice](#)

Eurostat Press Office

Romina BRONDINO

Tel: +352-4301-33 408

eurostat-pressoffice@ec.europa.eu

Further information on data:


Pavel BELCHEV


Tel: +352-4301-33 097

estat-hicp@ec.europa.eu

 **Media requests:** eurostat-mediasupport@ec.europa.eu / Tel: +352-4301-33 408

 [@EU_Eurostat](https://twitter.com/EU_Eurostat)

 [@EurostatStatistics](https://www.facebook.com/EurostatStatistics)

 [@EU_Eurostat](https://www.instagram.com/EU_Eurostat)

 ec.europa.eu/eurostat/